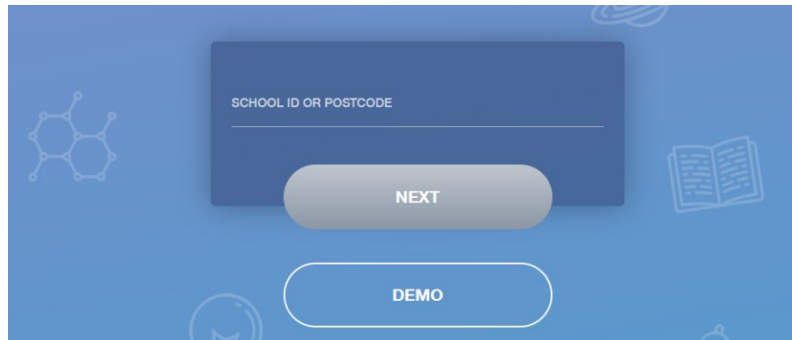


The Winston Churchill School – EduLink Accounts

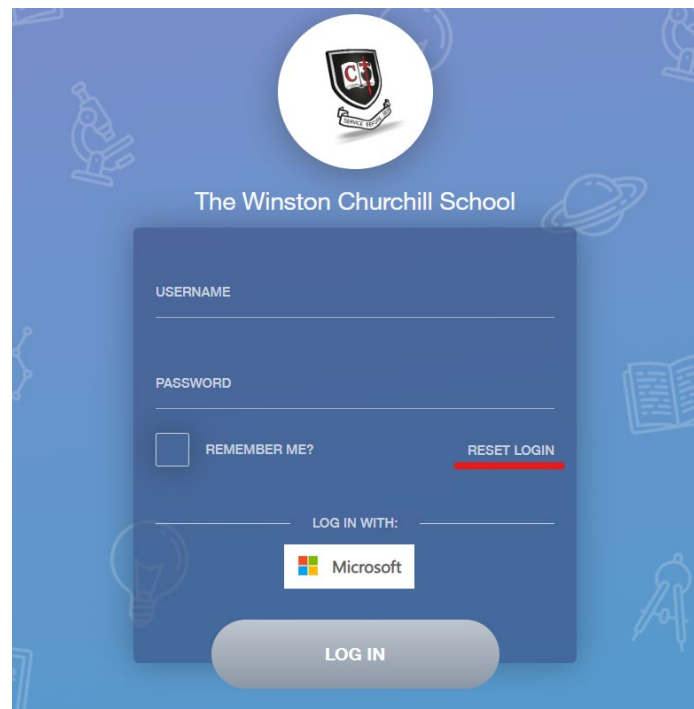
I have forgotten my password:

If you have forgotten your password, you can reset your password by logging in to <https://www.edulinkone.com/#!/login>

Type your school's ID 'WCSC' or postcode 'GU21 8TL' into the box provided and click **Next**. You will be taken to the login screen.

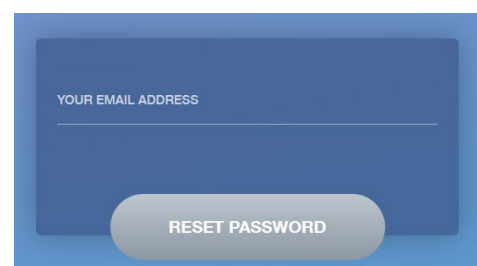
A blue-themed interface for resetting login. It features a dark blue rectangular box in the center. Inside this box, at the top, is the text 'SCHOOL ID OR POSTCODE' above a white input line. Below the input line is a grey rounded button with the text 'NEXT'. Below the dark blue box is a white rounded button with the text 'DEMO'. The background is a lighter blue with faint white icons of a molecular structure, an open book, a lightbulb, and a key.

To reset your login, please click on **Reset Login**.

The main login screen for The Winston Churchill School. At the top center is the school's crest inside a white circle. Below the crest is the text 'The Winston Churchill School'. Underneath is a dark blue login form. The form has two input fields: 'USERNAME' and 'PASSWORD'. Below the password field is a checkbox labeled 'REMEMBER ME?'. To the right of the checkbox is a red underline with the text 'RESET LOGIN'. Below these is a section labeled 'LOG IN WITH:' with a Microsoft logo button. At the bottom of the form is a large grey rounded button with the text 'LOG IN'. The background is blue with faint white icons of a microscope, a planet, an open book, a lightbulb, and a key.

Enter a valid email address to reset your password. You will be provided with a URL to reset your password. This is sent to the email address that the school have on record for you.

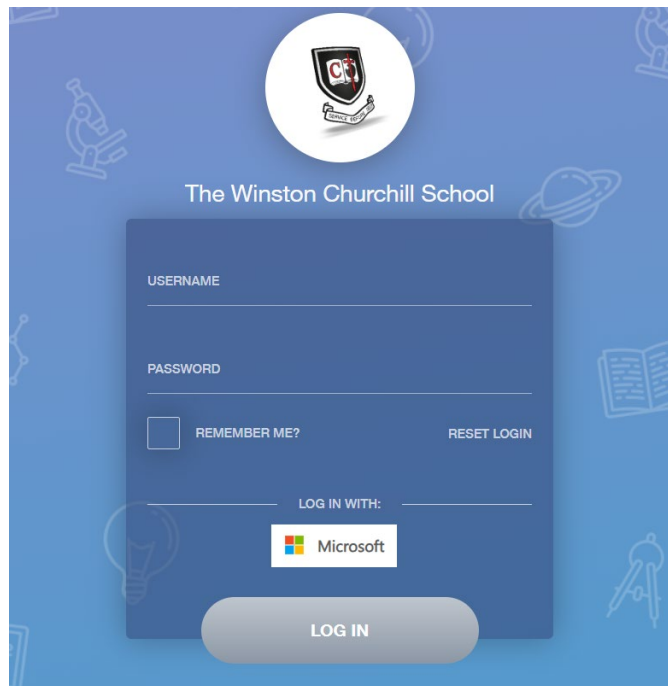
Once you've done this you will receive a reset email (check your junk/SPAM folder if you have not received it).

A blue-themed interface for resetting a password. It features a dark blue rectangular box in the center. Inside this box, at the top, is the text 'YOUR EMAIL ADDRESS' above a white input line. Below the input line is a grey rounded button with the text 'RESET PASSWORD'. The background is a lighter blue.

The Winston Churchill School – EduLink Accounts

I want to change my password:

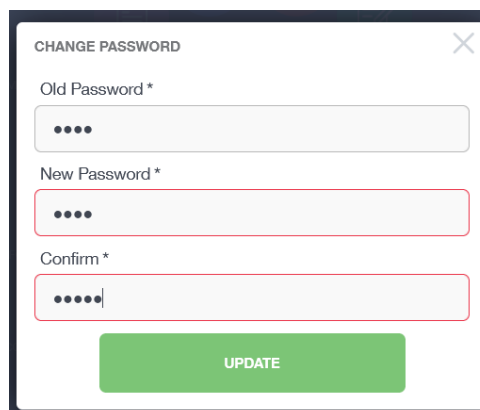
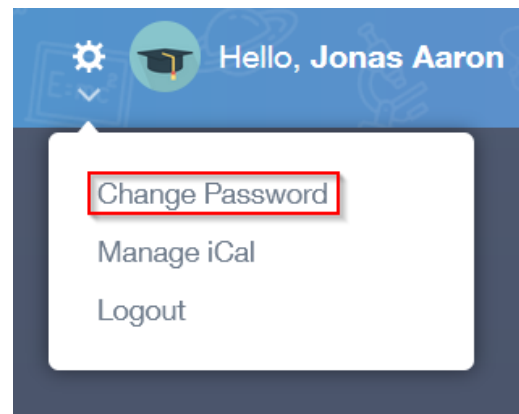
If you know your password but would like to change it, log in to EduLink One using your existing username and password.

The image shows the login page for The Winston Churchill School's EduLink One system. At the top center is the school's crest. Below it, the text "The Winston Churchill School" is displayed. The main login area is a dark blue box containing fields for "USERNAME" and "PASSWORD". Below these fields are checkboxes for "REMEMBER ME?" and a "RESET LOGIN" link. A "LOG IN WITH:" section features a Microsoft logo. At the bottom of the login box is a large "LOG IN" button. The background is a light blue gradient with faint icons of a microscope, a planet, a book, and a lightbulb.

Click on the **settings** cog at the top left corner of your screen.

Select **Change Password**.

Type in your old password, then type your new password and confirm your new password by retyping it. *Your password must be at least 8 characters in length.* Click **Update**.

The image shows a "CHANGE PASSWORD" form. It has three input fields: "Old Password *" with four dots, "New Password *" with four dots, and "Confirm *" with four dots. Below the fields is a green "UPDATE" button. The form is enclosed in a white box with a black border and a close button in the top right corner.

You have now changed your password.